

Report No.:

Test Time: 2022-02-23 20:12

Luminaire Property

Luminaire Manufacturer:

Luminaire Description: ADARC12WSRDT-2T Lamp Catalog: 3000K

Number of Lamps: 1

Lumens per Lamp: 856.3 lm

Luminous Length (mm): 87 mm

Luminous Width (mm): 87 mm

Luminous Height (mm): 0 mm

Voltage: 233.0 V

Current: 0.055 A

Power: 11.99 W

Power Factor: 0.930

Photometric Results

CIE Class: Direct

Total Rated Lamp Lumens: 856.3 lm

Measurement Flux: 856.3 lm

Efficiency: 100.00%

Downward Ratio: 100.00%

Upward Ratio: 0.00%

Field Angle(C0/C180,C90/C270,C45/C225,C135/315): 87.0, 86.7, 86.4, 87.1

Beam Angle(C0/C180,C90/C270,C45/C225,C135/315): 60.6, 60.7, 60.6, 60.8

Luminaire Efficacy Rating (LER): 71.47

Central Intensity: 907.14 cd


Max. Intensity: 908.16 cd

Pos of Max. Intensity: H180 V1

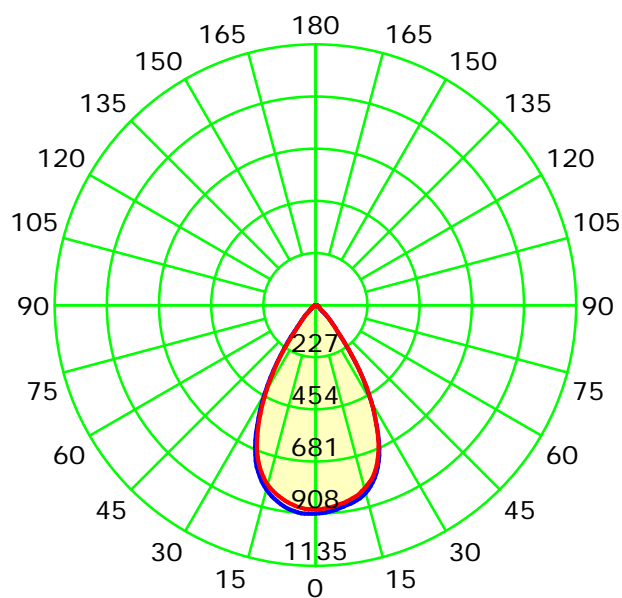
S/MH(C0/C180): 0.95

S/MH(C90/C270): 0.96

Picture Of Luminaire



Luminous Intensity Distribution Curve



Unit: cd

— C0-C180 — C90-C270

C Plane (°):0.0-360.0: 45.0

Gamma Plane (°):0.0-90.0: 1.0

Test Lab:

Test Device: GPM-1600

Test Type: TYPE C

Distance: 8.450 m

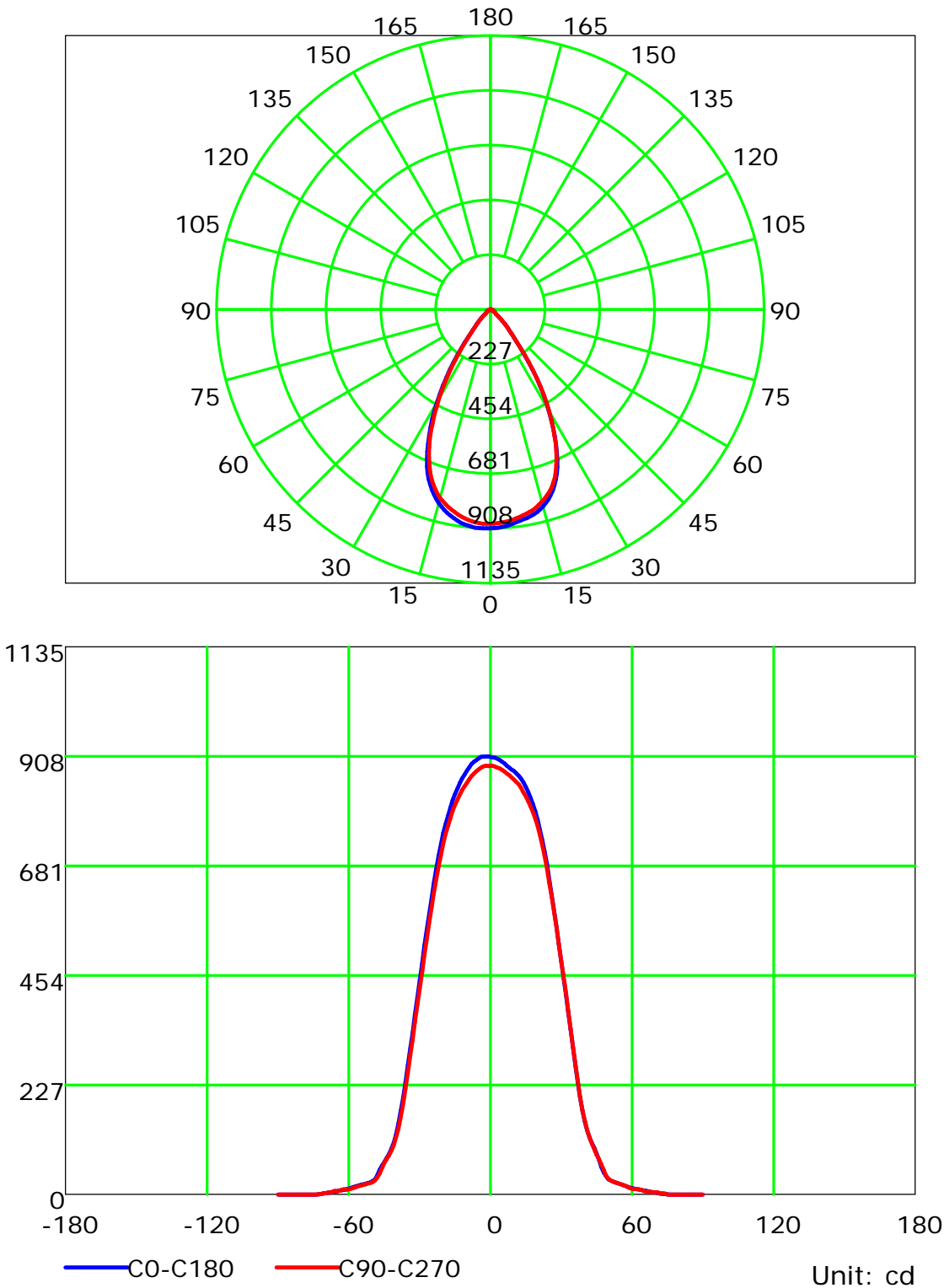
Temperature: 25°C

Humidity: 50%

Operator: YAN

Inspector:

Luminous Intensity Distribution Curve



C Plane (°):0.0-360.0: 45.0
Test Lab:
Test Type: TYPE C
Temperature: 25°C
Operator: YAN

Gamma Plane (°):0.0-90.0:1.0
Test Device: GPM-1600
Distance: 8.450 m
Humidity: 50%
Inspector:

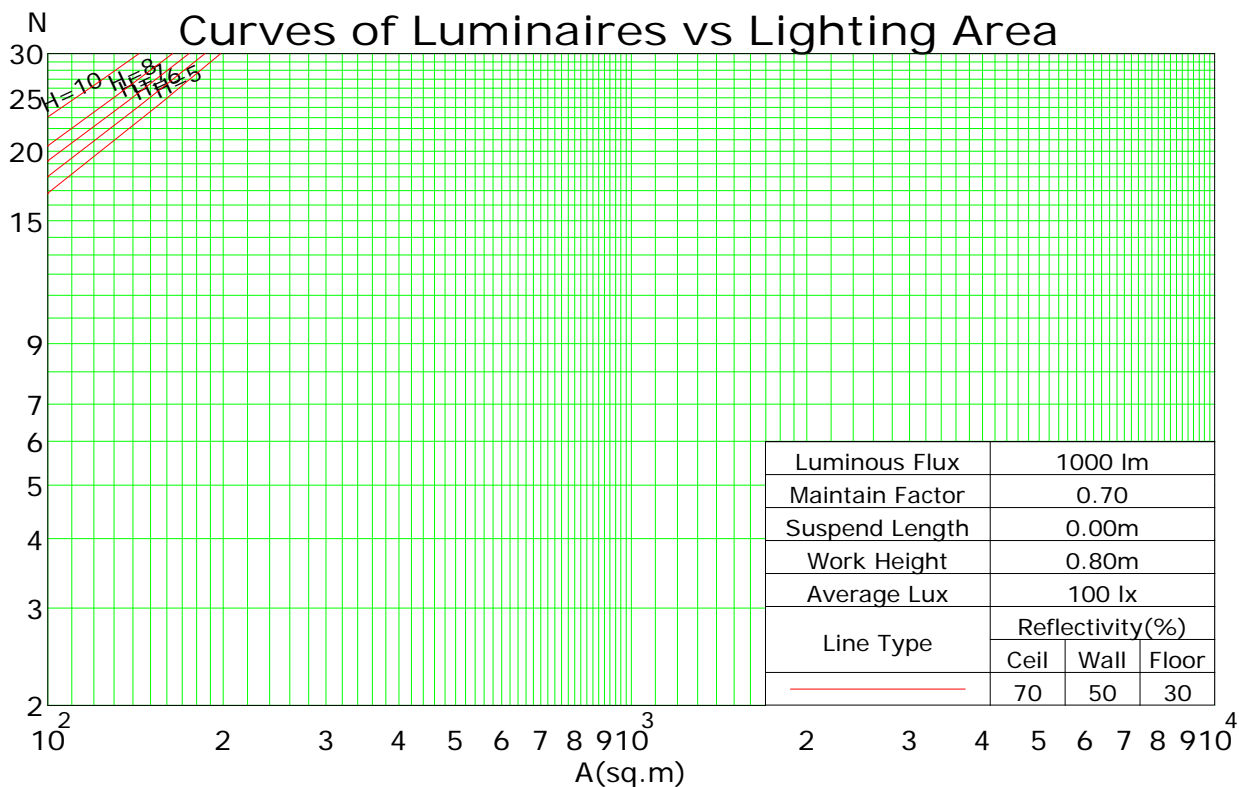
Coefficients Of Utilization - Zonal Cavity Method

RC	0.8	0.8	0.8	0.8	0.7	0.7	0.7	0.7	0.5	0.5	0.5	0.3	0.3	0.3	0.1	0.1	0.1	0
RW	0.7	0.5	0.3	0.1	0.7	0.5	0.3	0.1	0.5	0.3	0.1	0.5	0.3	0.1	0.5	0.3	0.1	0
RCR	RF = 0.2																	
0	119	119	119	119	116	116	116	116	111	111	111	106	106	106	102	102	102	100
1	113	111	108	106	111	108	106	104	104	103	101	101	99	98	97	96	95	93
2	108	103	98	95	105	101	97	94	98	95	92	95	92	90	92	90	88	86
3	102	95	90	86	100	94	89	86	91	87	84	89	86	83	87	84	82	80
4	97	89	83	79	95	88	83	78	86	81	78	84	80	77	82	78	76	74
5	92	83	77	73	90	82	77	72	80	75	72	79	74	71	77	73	70	69
6	87	78	72	67	85	77	71	67	75	70	67	74	70	66	73	69	66	64
7	82	73	67	63	81	72	67	62	71	66	62	70	65	62	69	65	61	60
8	78	69	63	58	77	68	62	58	67	62	58	66	61	58	65	61	58	56
9	75	65	59	55	73	64	58	55	63	58	54	62	58	54	62	57	54	53
10	71	61	55	51	70	61	55	51	60	55	51	59	54	51	58	54	51	49

Spacing Criteria (0-180): 0.95

Spacing Criteria (90-270): 0.96

Spacing Criteria (Diagonal): 0.89



C Plane (°):0.0-360.0: 45.0

Test Lab:

Test Type: TYPE C

Temperature: 25°C

Operator: YAN

Gamma Plane (°):0.0-90.0:1.0

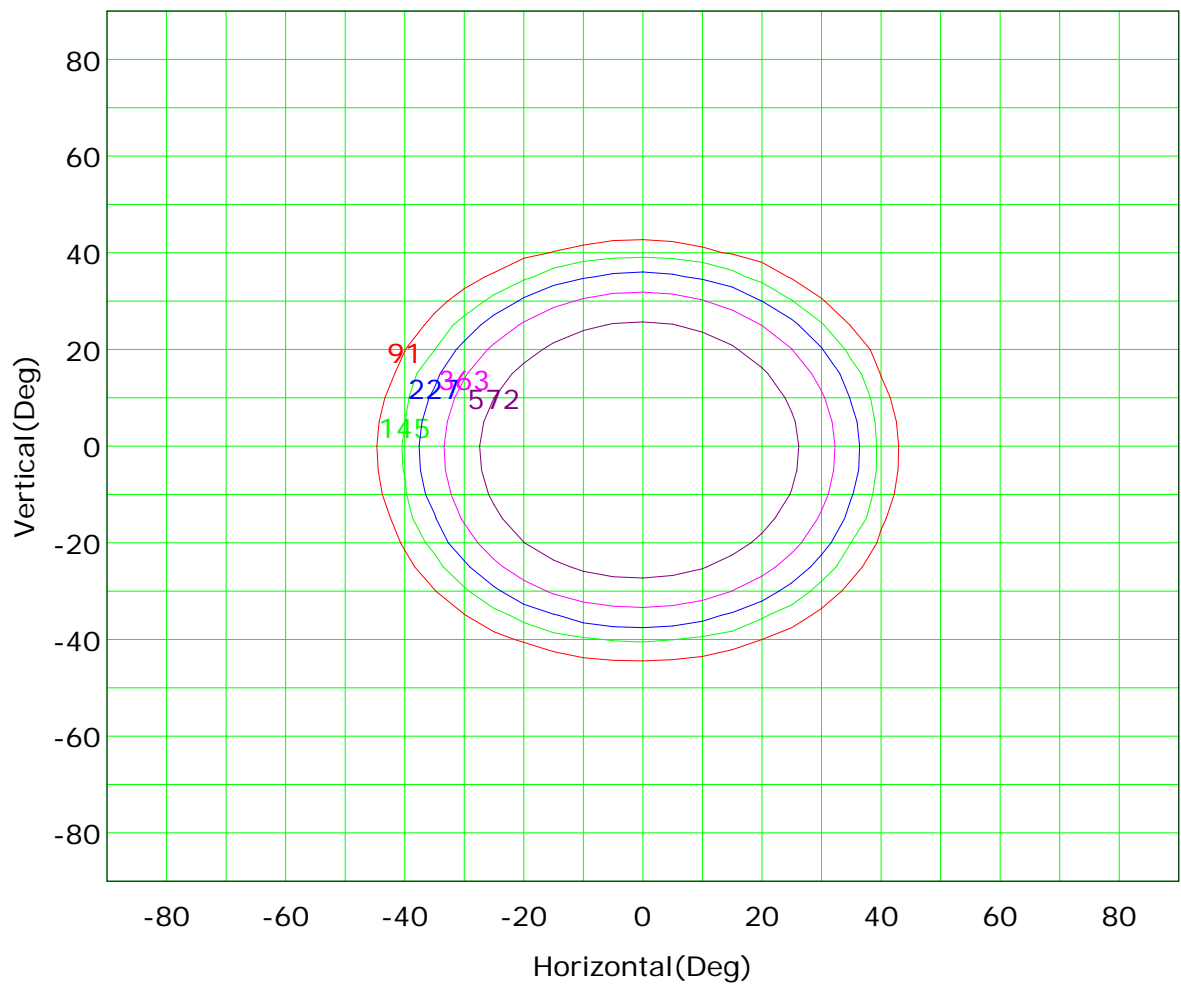
Test Device: GPM-1600

Distance: 8.450 m

Humidity: 50%

Inspector:

Isocandela (rectangle)



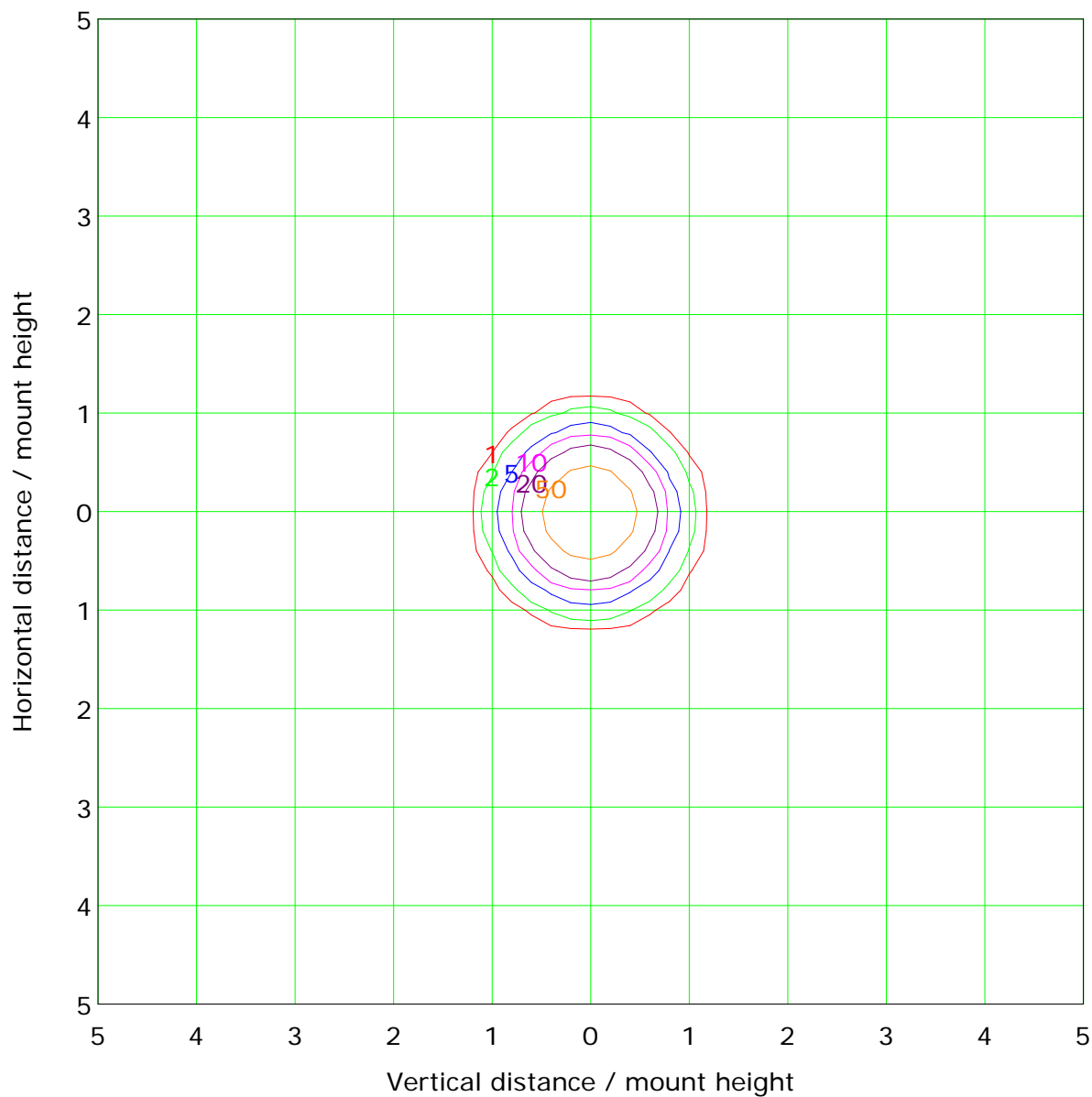
I_{max} (100%): 908 cd

(10%):	91 cd	(16%):	145 cd
(25%):	227 cd	(40%):	363 cd
(63%):	572 cd	(100%):	908 cd

C Plane (°):0.0-360.0: 45.0
Test Lab:
Test Type: TYPE C
Temperature: 25°C
Operator: YAN

Gamma Plane (°):0.0-90.0:1.0
Test Device: GPM-1600
Distance: 8.450 m
Humidity: 50%
Inspector:

IsoLux Plot



Mounting Height: 3.0m		Max Lux(100%): 100.9 lx	
(1%):	1.0 lx	(2%):	2.0 lx
(5%):	5.0 lx	(10%):	10.1 lx
(20%):	20.2 lx	(50%):	50.4 lx
(100%):	100.9 lx		

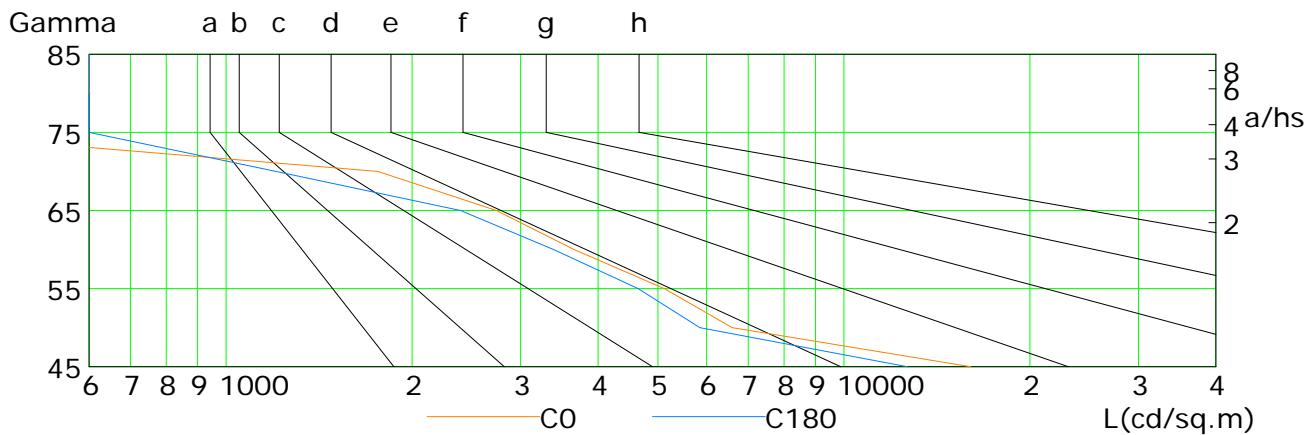
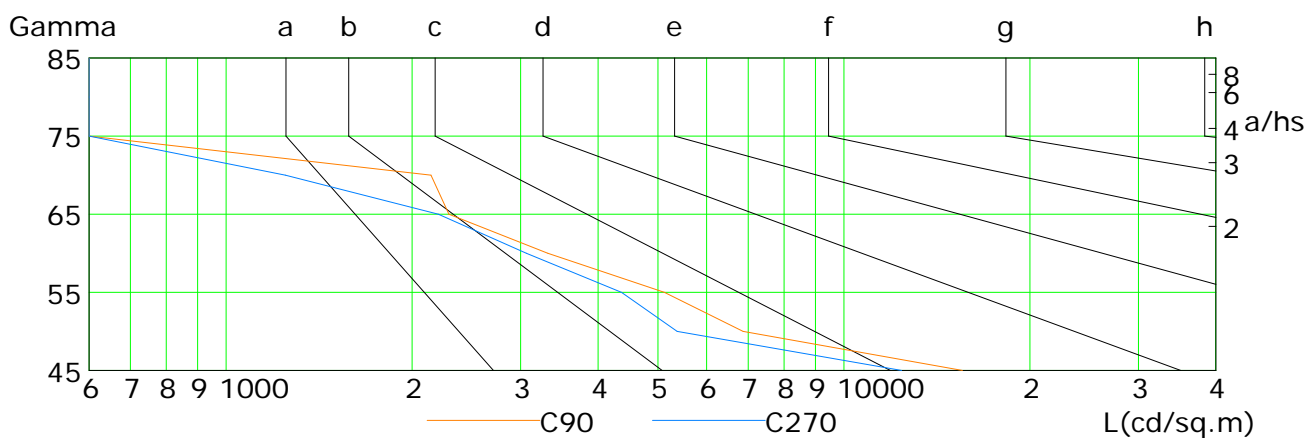
C Plane (°):0.0-360.0: 45.0
Test Lab:
Test Type: TYPE C
Temperature: 25°C
Operator: YAN

Gamma Plane (°):0.0-90.0:1.0
Test Device: GPM-1600
Distance: 8.450 m
Humidity: 50%
Inspector:

Lum Limit Curve

Dazzle	Quality	Illuminance (lx)							
1.15	A	2000	1000	500	<= 300				
1.50	B		2000	1000	500	<= 300			
1.85	C			2000	1000	500	<= 300		
2.20	D				2000	1000	500	<= 300	
2.55	E					2000	1000	500	<= 300

a b c d e f g h

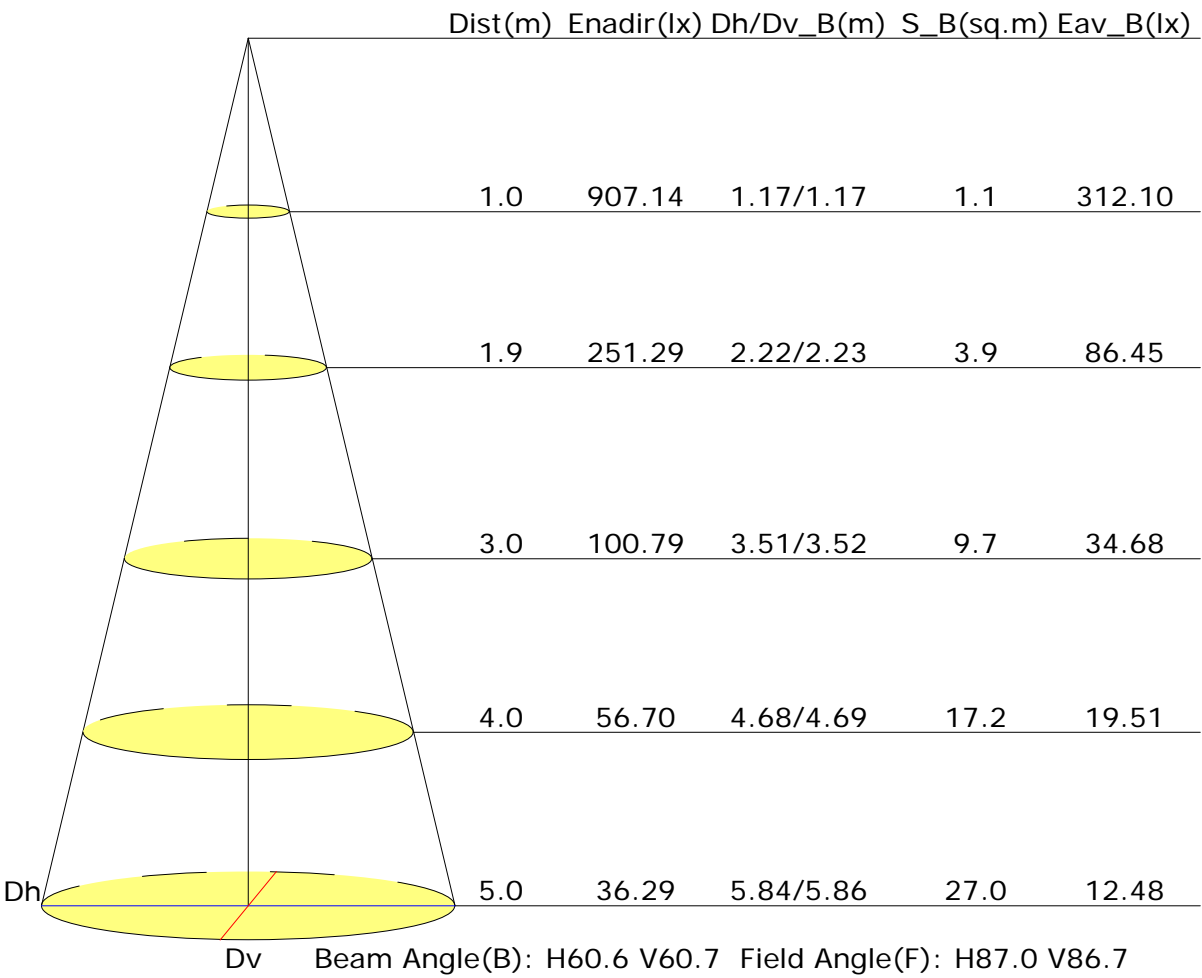


L(cd/sq.m)	G45	G50	G55	G60	G65	G70	G75	G80	G85
C0	16055	6594	5123	3660	2739	1761	306	0	0
C90	15557	6873	5123	3319	2295	2148	0	0	0
C180	12674	5850	4646	3390	2395	1205	0	0	0
C270	12399	5371	4367	3062	2207	1248	0	0	0

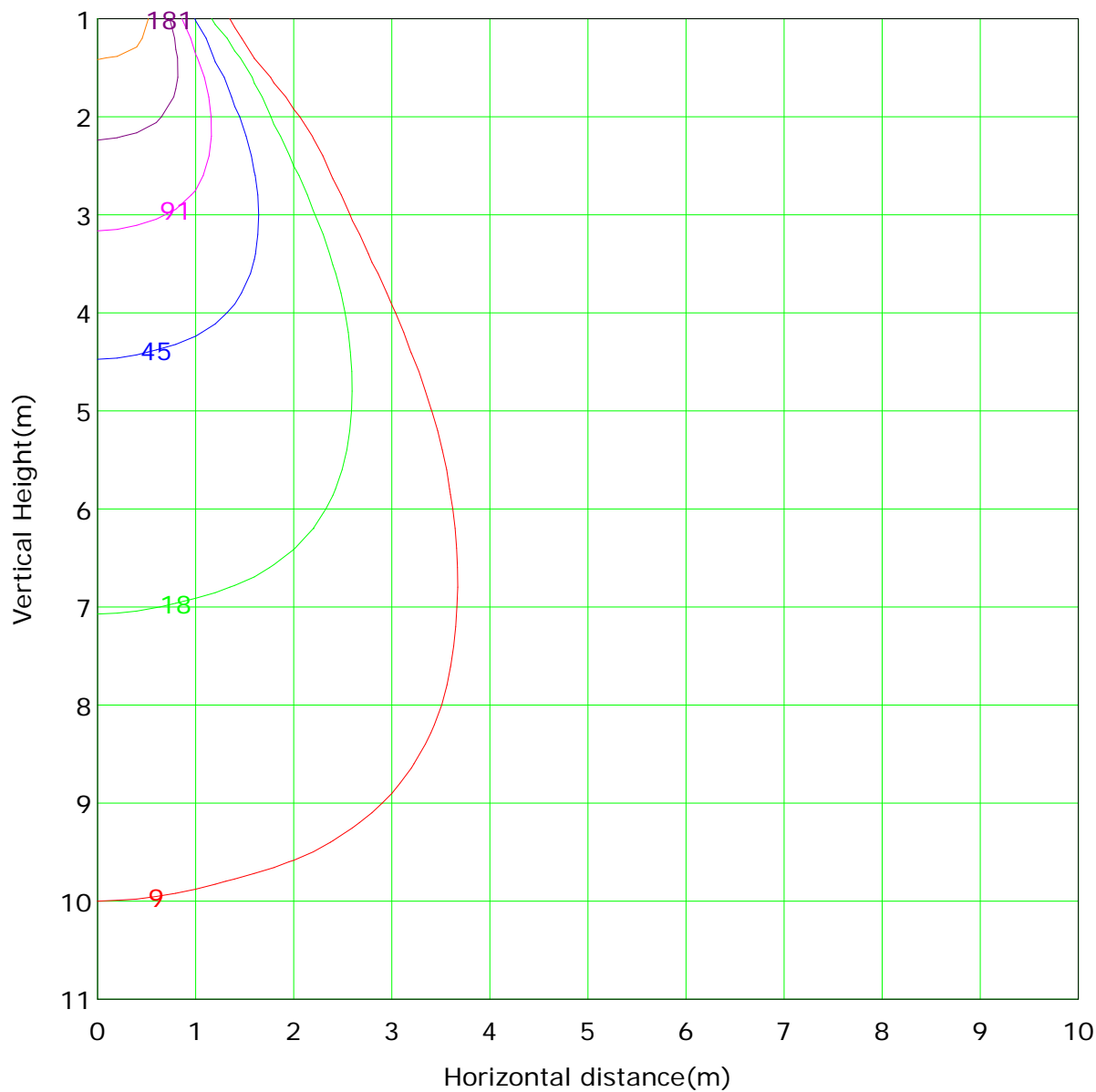
C Plane (°): 0.0-360.0: 45.0
 Test Lab:
 Test Type: TYPE C
 Temperature: 25°C
 Operator: YAN

Gamma Plane (°): 0.0-90.0: 1.0
 Test Device: GPM-1600
 Distance: 8.450 m
 Humidity: 50%
 Inspector:

Illuminance at a Distance



Vertical IsoLux Plot



Lowest(m): 1.0m Highest(m): 11.0m Max Lux: 907.1 lx

(1%): 9.1 lx	(2%): 18.1 lx
(5%): 45.4 lx	(10%): 90.7 lx
(20%): 181.4 lx	(50%): 453.6 lx
(100%): 907.1 lx	

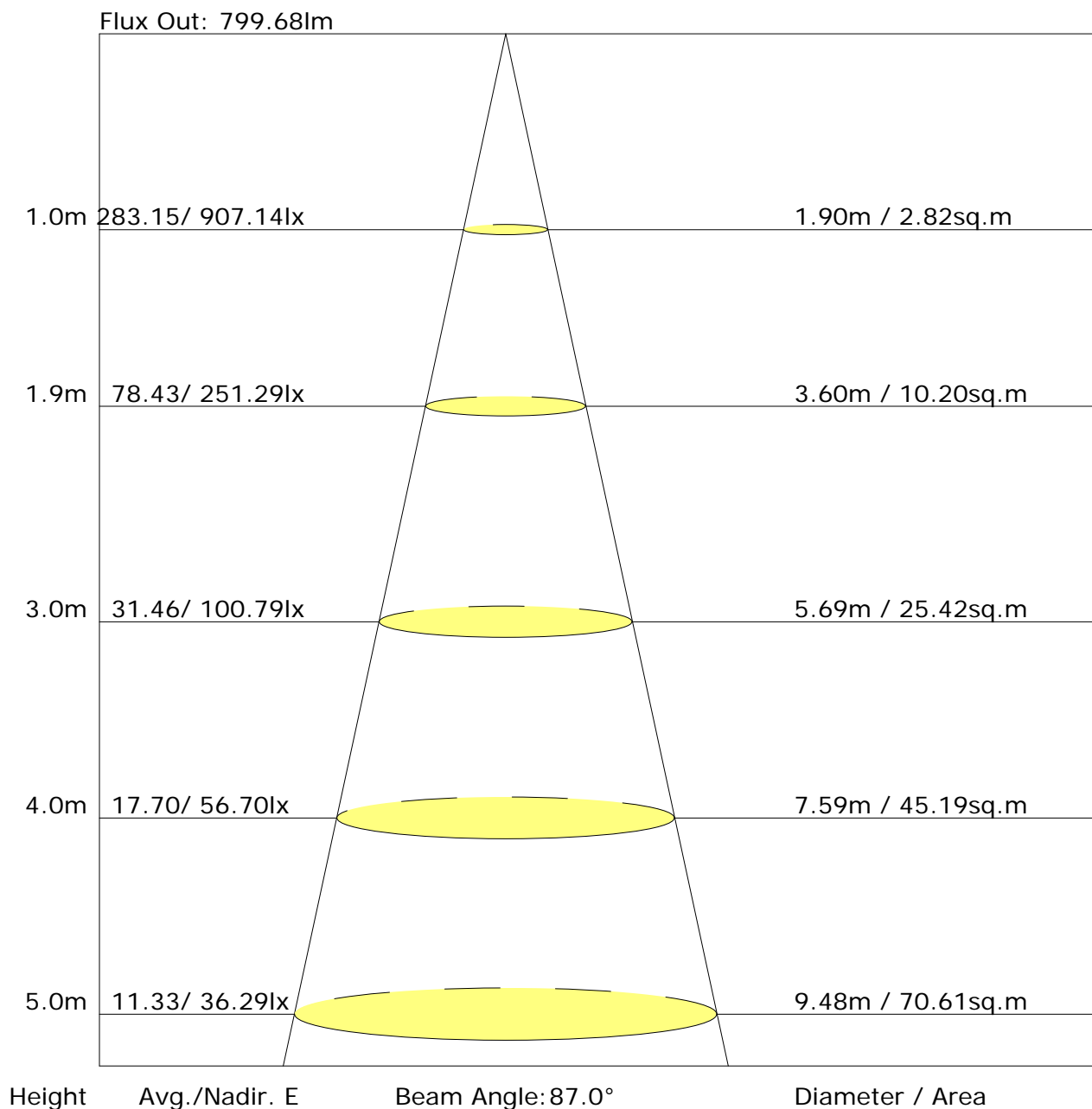
C Plane (°):0.0-360.0: 45.0
Test Lab:
Test Type: TYPE C
Temperature: 25°C
Operator: YAN

Gamma Plane (°):0.0-90.0:1.0
Test Device: GPM-1600
Distance: 8.450 m
Humidity: 50%
Inspector:

Unit: 1m

Gamma Plane (°):0.0-90.0:1.0
Test Device: GPM-1600
Distance: 8.450 m
Humidity: 50%
Inspector:

The Average Illuminance Effective Figure



C Plane (°): 0.0-360.0: 45.0
 Test Lab:
 Test Type: TYPE C
 Temperature: 25°C
 Operator: YAN

Gamma Plane (°): 0.0-90.0: 1.0
 Test Device: GPM-1600
 Distance: 8.450 m
 Humidity: 50%
 Inspector:

UGR Table

Reflectance:										
Ceiling (cavity)	0.7	0.7	0.5	0.5	0.3	0.7	0.7	0.5	0.5	0.3
Wall	0.5	0.3	0.5	0.3	0.3	0.5	0.3	0.5	0.3	0.3
Reference plane	0.2	0.2	0.2	0.2	0.2	0.2	0.2	0.2	0.2	0.2
Room dimensions	Viewed crosswise					Viewed endwise				
X=2H Y=2H	17.7	18.5	17.9	18.7	19.0	17.3	18.2	17.6	18.4	18.6
3H	17.6	18.4	17.9	18.6	18.9	17.3	18.1	17.6	18.3	18.5
4H	17.5	18.3	17.8	18.5	18.8	17.2	17.9	17.5	18.2	18.5
6H	17.4	18.1	17.8	18.4	18.7	17.1	17.8	17.4	18.1	18.4
8H	17.4	18.1	17.7	18.4	18.7	17.1	17.7	17.4	18.0	18.3
12H	17.4	18.0	17.7	18.3	18.6	17.0	17.7	17.4	18.0	18.3
X=4H Y=2H	17.5	18.2	17.8	18.5	18.8	17.2	17.9	17.5	18.2	18.5
3H	17.4	18.1	17.8	18.4	18.7	17.1	17.7	17.5	18.0	18.4
4H	17.3	17.9	17.7	18.2	18.6	17.0	17.6	17.4	17.9	18.3
6H	17.3	17.8	17.7	18.1	18.5	16.9	17.4	17.3	17.8	18.2
8H	17.2	17.7	17.6	18.1	18.5	16.9	17.4	17.3	17.7	18.1
12H	17.2	17.6	17.6	18.0	18.4	16.9	17.3	17.3	17.7	18.1
X=8H Y=4H	17.2	17.7	17.6	18.1	18.5	16.9	17.4	17.3	17.7	18.2
6H	17.1	17.5	17.6	17.9	18.4	16.8	17.2	17.3	17.6	18.1
8H	17.1	17.4	17.6	17.9	18.3	16.8	17.1	17.2	17.5	18.0
12H	17.0	17.3	17.5	17.8	18.3	16.7	17.0	17.2	17.5	18.0
X=12H Y=4H	17.2	17.6	17.6	18.0	18.4	16.9	17.3	17.3	17.7	18.1
6H	17.1	17.4	17.6	17.9	18.3	16.8	17.1	17.2	17.5	18.0
8H	17.0	17.3	17.5	17.8	18.3	16.7	17.0	17.2	17.5	18.0
Variations with the observer position at spacings:										
S=1.0H	+4.2/-6.6					+4.2/-6.4				
S=1.5H	+6.8/-8.7					+7.0/-7.6				
S=2.0H	+8.8/-11.1					+9.0/-10.7				

Calculate in accordance with CIE Pub.117. The table is revised with 856lm ($8\log(F/F_0) = -0.5$).

C Plane (°):0.0-360.0: 45.0
Test Lab:
Test Type: TYPE C
Temperature: 25°C
Operator: YAN

Gamma Plane (°):0.0-90.0:1.0
Test Device: GPM-1600
Distance: 8.450 m
Humidity: 50%
Inspector:

Utilisation Factor Table(Floor cavity)

Utilisation Factors UF(F)			SHR NOM = 1.00								
Room Reflectance			Room Index(RI)								
Ceiling	Wall	Floor	0.75	1.00	1.25	1.50	2.00	2.50	3.00	4.00	5.00
0.70	0.50	0.20	0.86	0.93	0.97	1.00	1.04	1.07	1.08	1.10	1.12
	0.30		0.82	0.89	0.93	0.96	1.01	1.04	1.06	1.08	1.10
	0.20		0.79	0.85	0.90	0.93	0.98	1.01	1.03	1.06	1.08
0.50	0.50	0.20	0.85	0.91	0.95	0.98	1.01	1.03	1.05	1.07	1.08
	0.30		0.81	0.88	0.92	0.95	0.98	1.01	1.03	1.05	1.06
	0.20		0.78	0.85	0.89	0.92	0.96	0.99	1.01	1.03	1.05
0.30	0.50	0.20	0.84	0.90	0.93	0.95	0.99	1.00	1.02	1.03	1.04
	0.30		0.80	0.87	0.90	0.93	0.96	0.99	1.00	1.02	1.03
	0.20		0.78	0.84	0.88	0.91	0.94	0.97	0.98	1.01	1.02
0.00	0.00	0.00	0.76	0.82	0.86	0.88	0.91	0.93	0.95	0.96	0.97
<p>Rating: 12W Photometrically tested without ceiling board.</p> <p>Multiply UF values by service correction factors</p> <p>Calculate in accordance with CIBSE Technical Memorandum NO.5 1980</p>											

Utilisation Factor Table(Wall)

Utilisation Factors UF(W)			SHR NOM = 1.00									
Room Reflectance			Room Index(RI)									
Ceiling	Wall	Floor	0.75	1.00	1.25	1.50	2.00	2.50	3.00	4.00	5.00	
0.70	0.50	0.20	0.57	0.45	0.38	0.33	0.26	0.21	0.18	0.14	0.11	
	0.30		0.47	0.39	0.33	0.29	0.23	0.19	0.17	0.13	0.11	
	0.20		0.41	0.34	0.29	0.26	0.21	0.18	0.15	0.12	0.10	
0.50	0.50	0.20	0.54	0.43	0.36	0.30	0.24	0.24	0.17	0.13	0.10	
	0.30		0.46	0.37	0.31	0.27	0.22	0.18	0.15	0.12	0.10	
	0.20		0.40	0.33	0.28	0.25	0.20	0.17	0.15	0.11	0.09	
0.30	0.50	0.20	0.52	0.40	0.33	0.28	0.22	0.18	0.15	0.11	0.09	
	0.30		0.44	0.36	0.30	0.26	0.20	0.17	0.14	0.11	0.09	
	0.20		0.39	0.32	0.27	0.24	0.19	0.16	0.13	0.10	0.09	
0.00	0.00	0.00	0.25	0.19	0.16	0.13	0.10	0.08	0.07	0.05	0.04	
<p>Rating: 12W Photometrically tested without ceiling board.</p> <p>Multiply UF values by service correction factors</p> <p>Calculate in accordance with CIBSE Technical Memorandum NO.5 1980</p>												

Utilisation Factor Table(Ceiling cavity)

Utilisation Factors UF(C)			SHR NOM = 1.00								
Room Reflectance			Room Index(RI)								
Ceiling	Wall	Floor	0.75	1.00	1.25	1.50	2.00	2.50	3.00	4.00	5.00
0.70	0.50	0.20	0.13	0.14	0.16	0.16	0.18	0.19	0.19	0.20	0.21
	0.30		0.09	0.11	0.12	0.13	0.15	0.17	0.17	0.19	0.20
	0.20		0.06	0.08	0.10	0.11	0.13	0.15	0.16	0.17	0.18
0.50	0.50	0.20	0.12	0.14	0.15	0.16	0.17	0.18	0.19	0.20	0.20
	0.30		0.09	0.11	0.12	0.13	0.15	0.16	0.17	0.18	0.19
	0.20		0.06	0.08	0.10	0.11	0.13	0.14	0.15	0.17	0.18
0.30	0.50	0.20	0.12	0.13	0.14	0.15	0.17	0.17	0.18	0.19	0.19
	0.30		0.09	0.10	0.12	0.13	0.14	0.16	0.16	0.17	0.18
	0.20		0.06	0.08	0.09	0.11	0.13	0.14	0.15	0.16	0.17
0.00	0.00	0.00	NA	NA	NA	NA	NA	NA	NA	NA	NA
Rating: 12W Photometrically tested without ceiling board. Multiply UF values by service correction factors Calculate in accordance with CIBSE Technical Memorandum NO.5 1980											

Zonal Lumen

Gamma [°]	I _{mean} [cd]	Zonal Flux [lm]	Sum Zonal Flux [lm]	Rel Zonal Flux [%]	Sum Rel Zonal Flux [%]
0.0-1.0	893.7	0.9	0.9	0.10	0.10
1.0-2.0	893.5	2.6	3.4	0.30	0.40
2.0-3.0	892.6	4.3	7.7	0.50	0.90
3.0-4.0	890.9	6.0	13.7	0.70	1.59
4.0-5.0	888.2	7.6	21.3	0.89	2.49
5.0-6.0	884.7	9.3	30.6	1.09	3.57
6.0-7.0	880.7	10.9	41.5	1.28	4.85
7.0-8.0	876.5	12.5	54.1	1.47	6.31
8.0-9.0	871.9	14.1	68.2	1.65	7.97
9.0-10.0	866.7	15.7	83.9	1.83	9.80
10.0-11.0	860.8	17.2	101.1	2.01	11.81
11.0-12.0	854.5	18.7	119.8	2.18	13.99
12.0-13.0	847.3	20.1	139.9	2.35	16.34
13.0-14.0	838.7	21.5	161.4	2.51	18.84
14.0-15.0	828.9	22.8	184.1	2.66	21.50
15.0-16.0	818.3	24.0	208.1	2.80	24.30
16.0-17.0	806.4	25.1	233.2	2.93	27.24
17.0-18.0	792.7	26.1	259.4	3.05	30.29
18.0-19.0	777.0	27.0	286.4	3.16	33.44
19.0-20.0	759.9	27.8	314.2	3.25	36.69
20.0-21.0	740.5	28.4	342.6	3.32	40.01
21.0-22.0	718.7	28.9	371.5	3.37	43.39
22.0-23.0	694.5	29.1	400.7	3.40	46.79
23.0-24.0	667.9	29.2	429.9	3.41	50.20
24.0-25.0	639.2	29.1	458.9	3.39	53.60
25.0-26.0	608.8	28.7	487.7	3.36	56.95
26.0-27.0	576.5	28.2	515.9	3.29	60.25
27.0-28.0	543.3	27.5	543.4	3.21	63.46
28.0-29.0	509.7	26.7	570.1	3.11	66.57
29.0-30.0	475.7	25.7	595.8	3.00	69.57
30.0-31.0	441.4	24.6	620.3	2.87	72.44
31.0-32.0	406.5	23.3	643.6	2.72	75.16
32.0-33.0	371.2	21.9	665.5	2.55	77.72
33.0-34.0	335.9	20.3	685.8	2.37	80.09
34.0-35.0	300.0	18.6	704.5	2.18	82.27
35.0-36.0	264.2	16.8	721.3	1.96	84.23

C Plane (°): 0.0-360.0: 45.0
 Test Lab:
 Test Type: TYPE C
 Temperature: 25°C
 Operator: YAN

Gamma Plane (°): 0.0-90.0: 1.0
 Test Device: GPM-1600
 Distance: 8.450 m
 Humidity: 50%
 Inspector:

Zonal Lumen (Continue 1)

Gamma [°]	I _{mean} [cd]	Zonal Flux [lm]	Sum Zonal Flux [lm]	Rel Zonal Flux [%]	Sum Rel Zonal Flux [%]
36.0-37.0	231.0	15.1	736.3	1.76	85.99
37.0-38.0	200.0	13.4	749.7	1.56	87.55
38.0-39.0	171.2	11.7	761.4	1.36	88.92
39.0-40.0	147.2	10.3	771.7	1.20	90.12
40.0-41.0	128.2	9.1	780.8	1.07	91.18
41.0-42.0	112.8	8.2	789.0	0.96	92.14
42.0-43.0	99.9	7.4	796.4	0.86	93.00
43.0-44.0	89.3	6.7	803.1	0.79	93.79
44.0-45.0	79.9	6.1	809.3	0.72	94.51
45.0-46.0	70.2	5.5	814.8	0.64	95.15
46.0-47.0	59.4	4.7	819.5	0.55	95.70
47.0-48.0	48.5	3.9	823.4	0.46	96.16
48.0-49.0	39.4	3.2	826.6	0.38	96.54
49.0-50.0	32.8	2.7	829.4	0.32	96.86
50.0-51.0	28.6	2.4	831.8	0.28	97.14
51.0-52.0	26.3	2.3	834.0	0.26	97.40
52.0-53.0	24.6	2.1	836.2	0.25	97.65
53.0-54.0	23.0	2.0	838.2	0.24	97.89
54.0-55.0	21.4	1.9	840.1	0.22	98.11
55.0-56.0	19.8	1.8	841.9	0.21	98.32
56.0-57.0	18.2	1.7	843.6	0.19	98.51
57.0-58.0	16.5	1.5	845.1	0.18	98.69
58.0-59.0	14.8	1.4	846.5	0.16	98.85
59.0-60.0	13.2	1.2	847.7	0.15	99.00
60.0-61.0	11.9	1.1	848.9	0.13	99.13
61.0-62.0	11.0	1.1	849.9	0.12	99.26
62.0-63.0	10.2	1.0	850.9	0.12	99.37
63.0-64.0	9.3	0.9	851.8	0.11	99.48
64.0-65.0	8.1	0.8	852.6	0.09	99.57
65.0-66.0	7.3	0.7	853.4	0.08	99.66
66.0-67.0	6.4	0.6	854.0	0.08	99.73
67.0-68.0	5.5	0.6	854.6	0.06	99.80
68.0-69.0	4.6	0.5	855.0	0.06	99.85
69.0-70.0	3.9	0.4	855.4	0.05	99.90
70.0-71.0	3.2	0.3	855.8	0.04	99.94
71.0-72.0	2.2	0.2	856.0	0.03	99.97

C Plane (°): 0.0-360.0: 45.0
 Test Lab:
 Test Type: TYPE C
 Temperature: 25°C
 Operator: YAN

Gamma Plane (°): 0.0-90.0: 1.0
 Test Device: GPM-1600
 Distance: 8.450 m
 Humidity: 50%
 Inspector:

Zonal Lumen (Continue 2)

[illegible]

C Plane (°):0.0-360.0: 45.0
Test Lab:
Test Type: TYPE C
Temperature: 25°C
Operator: YAN

Gamma Plane (°):0.0-90.0:1.0
Test Device: GPM-1600
Distance: 8.450 m
Humidity: 50%
Inspector:

Candlepower Table

Unit: cd

G\C	C0.0	C45.0	C90.0	C135.0	C180.0	C225.0	C270.0	C315.0	C360.0	
G0.0	907.1	896.9	888.7	881.7	907.1	896.9	888.7	881.7	907.1	
G1.0	906.4	896.5	888.9	882.6	908.2	898.1	888.5	881.1	906.4	
G2.0	905.5	894.6	887.4	882.6	907.8	898.6	888.8	880.7	905.5	
G3.0	903.3	893.1	885.0	882.0	908.1	897.0	887.9	879.3	903.3	
G4.0	900.5	891.5	883.3	880.3	907.6	894.7	885.0	876.0	900.5	
G5.0	897.2	888.4	880.7	877.5	904.7	890.3	881.7	872.0	897.2	
G6.0	893.7	884.2	877.4	874.5	900.7	886.0	877.5	868.7	893.7	
G7.0	889.0	880.5	872.9	870.7	897.1	882.3	872.8	863.6	889.0	
G8.0	885.2	876.8	869.3	866.0	892.8	877.5	867.6	859.3	885.2	
G9.0	880.9	873.6	865.0	861.9	886.0	870.7	861.5	855.7	880.9	
G10.0	878.1	869.7	860.3	857.1	878.6	863.7	853.7	850.7	878.1	
G11.0	873.2	864.1	855.4	852.2	870.5	855.4	846.4	843.9	873.2	
G12.0	868.3	860.1	850.5	845.7	862.3	846.6	838.3	838.3	868.3	
G13.0	862.8	854.7	843.6	836.9	853.7	836.5	829.7	829.8	862.8	
G14.0	854.5	847.9	834.2	827.6	841.8	825.7	819.1	820.4	854.5	
G15.0	845.3	840.9	825.4	817.5	830.5	813.1	808.2	811.0	845.3	
G16.0	834.7	832.6	815.7	806.1	817.8	798.3	796.0	799.5	834.7	
G17.0	823.7	822.4	805.3	795.6	803.0	782.7	781.0	787.9	823.7	
G18.0	809.9	809.7	794.0	782.0	785.6	763.8	764.7	771.3	809.9	
G19.0	794.7	797.0	780.0	765.5	768.3	744.7	747.9	753.3	794.7	
G20.0	777.2	782.0	764.1	748.0	749.4	723.1	727.8	734.8	777.2	
G21.0	756.7	764.5	746.1	729.4	727.2	700.7	704.7	713.1	756.7	
G22.0	735.0	742.4	725.0	707.8	702.6	675.2	680.5	688.6	735.0	
G23.0	710.7	719.5	700.7	684.8	674.5	647.3	653.5	663.5	710.7	
G24.0	684.4	692.7	674.9	657.9	644.9	616.8	624.6	635.2	684.4	
G25.0	653.5	665.7	646.1	629.4	613.8	587.7	595.5	604.4	653.5	
G26.0	620.9	635.4	617.6	599.3	581.2	553.7	564.2	572.2	620.9	
G27.0	587.8	602.5	585.9	569.1	548.8	519.3	529.2	537.5	587.8	
G28.0	554.4	570.1	553.7	535.1	515.4	484.1	496.1	503.9	554.4	
G29.0	520.5	537.0	520.6	501.6	478.7	450.0	461.3	472.5	520.5	
G30.0	485.1	502.4	485.6	468.7	444.5	415.7	427.5	439.8	485.1	
G31.0	449.9	469.3	452.4	435.5	407.5	382.2	392.7	403.2	449.9	
G32.0	414.0	432.5	418.7	401.5	372.8	346.4	357.4	368.0	414.0	
G33.0	379.6	396.9	382.1	364.7	336.5	311.3	322.4	334.8	379.6	
G34.0	342.6	358.7	344.5	330.9	303.1	276.9	289.7	299.9	342.6	
G35.0	304.9	320.0	306.3	296.5	268.8	241.8	253.0	262.5	304.9	
G36.0	267.8	286.0	270.3	259.7	232.5	209.3	219.7	227.6	267.8	

C Plane (°):0.0-360.0: 45.0
 Test Lab:
 Test Type: TYPE C
 Temperature: 25°C
 Operator: YAN

Gamma Plane (°):0.0-90.0:1.0
 Test Device: GPM-1600
 Distance: 8.450 m
 Humidity: 50%
 Inspector:

Candlepower Table (Continue 1)

Unit: cd

G\C	C0.0	C45.0	C90.0	C135.0	C180.0	C225.0	C270.0	C315.0	C360.0	
G37.0	235.9	249.0	239.0	227.3	202.0	181.7	189.7	198.3	235.9	
G38.0	202.4	213.5	202.6	198.0	174.8	154.0	162.4	169.2	202.4	
G39.0	174.0	184.6	174.9	167.7	147.1	131.1	136.9	146.2	174.0	
G40.0	151.4	161.3	153.0	145.6	124.6	111.8	118.8	126.1	151.4	
G41.0	134.1	141.0	134.8	126.4	108.3	98.4	103.3	111.7	134.1	
G42.0	118.7	124.1	119.3	112.0	95.3	86.0	91.5	99.6	118.7	
G43.0	106.8	110.1	105.9	98.6	84.1	76.5	81.2	89.2	106.8	
G44.0	96.9	98.1	94.1	88.4	75.6	68.6	73.4	80.7	96.9	
G45.0	85.9	87.0	83.3	78.4	67.8	62.5	66.4	71.8	85.9	
G46.0	72.8	77.3	74.3	70.3	60.3	52.7	55.2	58.1	72.8	
G47.0	57.0	64.2	63.0	60.8	51.4	43.1	43.5	46.8	57.0	
G48.0	46.2	50.9	51.1	50.5	39.7	34.8	35.3	38.3	46.2	
G49.0	38.7	40.3	40.2	40.3	31.8	29.9	29.6	32.3	38.7	
G50.0	32.1	33.9	33.4	33.0	28.5	27.1	26.1	26.9	32.1	
G51.0	29.1	30.0	29.4	28.8	25.5	25.4	24.3	24.8	29.1	
G52.0	27.2	27.6	27.0	26.5	24.1	24.2	23.0	23.2	27.2	
G53.0	25.6	25.8	25.4	24.7	22.8	23.0	21.7	21.6	25.6	
G54.0	24.0	22.6	23.9	23.5	21.6	21.9	20.4	20.1	24.0	
G55.0	22.2	20.6	22.2	21.9	20.2	20.3	19.0	18.5	22.2	
G56.0	20.6	18.7	20.6	20.7	18.8	18.6	17.5	16.9	20.6	
G57.0	18.6	16.7	19.0	19.0	17.3	16.9	15.7	15.2	18.6	
G58.0	16.7	14.8	17.2	17.8	15.9	15.3	14.3	13.5	16.7	
G59.0	15.1	13.0	13.9	15.8	14.3	13.8	12.8	12.1	15.1	
G60.0	13.9	11.6	12.6	14.4	12.8	12.4	11.6	11.0	13.9	
G61.0	12.5	10.4	11.3	13.2	11.5	11.2	10.4	9.9	12.5	
G62.0	11.3	9.1	11.8	12.1	10.4	10.1	11.3	9.1	11.3	
G63.0	10.7	8.2	11.1	11.1	9.5	9.2	10.4	8.3	10.7	
G64.0	9.7	7.2	10.3	10.4	8.6	8.2	7.9	7.5	9.7	
G65.0	8.8	6.2	7.3	9.7	7.7	7.2	7.1	6.6	8.8	
G66.0	8.1	5.2	6.9	8.5	6.7	6.2	7.9	5.9	8.1	
G67.0	7.2	4.3	6.2	8.0	5.8	5.4	5.5	5.1	7.2	
G68.0	6.1	3.4	5.4	7.2	4.9	4.3	4.8	4.3	6.1	
G69.0	5.3	2.4	4.6	6.3	4.0	3.6	3.9	3.5	5.3	
G70.0	4.6	1.5	5.6	5.7	3.1	2.5	3.2	2.8	4.6	
G71.0	3.7	0.6	4.7	4.9	2.3	1.5	2.4	2.0	3.7	
G72.0	2.8	0.0	2.2	4.1	1.4	0.8	1.5	1.1	2.8	
G73.0	2.1	0.0	3.1	1.5	0.6	0.0	0.7	0.4	2.1	

C Plane (°):0.0-360.0: 45.0
 Test Lab:
 Test Type: TYPE C
 Temperature: 25°C
 Operator: YAN

Gamma Plane (°):0.0-90.0:1.0
 Test Device: GPM-1600
 Distance: 8.450 m
 Humidity: 50%
 Inspector:

Unit: cd

C Plane (°):0.0-360.0: 45.0
Test Lab:
Test Type: TYPE C
Temperature: 25°C
Operator: YAN

Gamma Plane (°):0.0-90.0:1.0
Test Device: GPM-1600
Distance: 8.450 m
Humidity: 50%
Inspector: